

# **Akuvox**

## **Wireless Headset Adapt---EA40 User Manual**

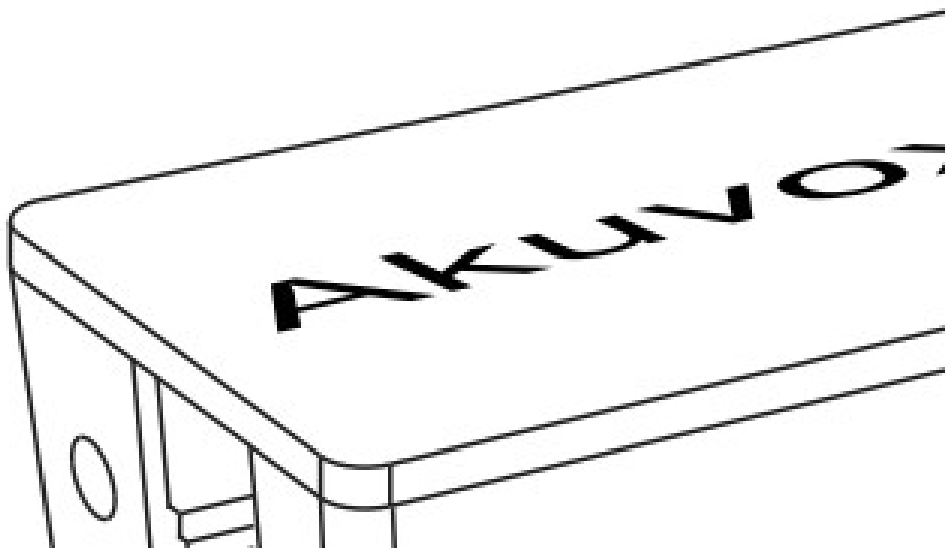
# Content

<b><i>Overview</i></b> .....	<b>3</b>
Introduction.....	3
Features.....	3
<b><i>Packaging Contents</i></b> .....	<b>4</b>
<b><i>Port Description</i></b> .....	<b>5</b>
<b><i>Cord Description</i></b> .....	<b>5</b>
<b><i>Connecting IP Phone and Headset</i></b> .....	<b>6</b>

# Overview

## Introduction

The Wireless Headset Adapter——EA40, is perfect for connecting Akuvox SIP- R59P IP phones and wireless headsets, such as Jabra(GN Netcom)、Plantronics 、Sennheiser.



## Features

### ➤ Main Features

- Fully compatible with Jabra, Plantronics and Sennheiser wireless headsets
- Answer, Talk and Hangup calls remotely
- Plug and Play
- Powered by Akuvox IP phone SP-R59P

## ➤ Physical Features

- 1 x RJ12(6P6C) port connected to Akuvox IP phone SP-R59P
- 1 x 3.5mm Jack for Plantronics headset
- 1 x RJ45(8P8C) Jack for Jabra and Sennheiser headset
- Dimensions (H x L x D): 23 x 67.5 x 45mm

## *Packaging Contents*



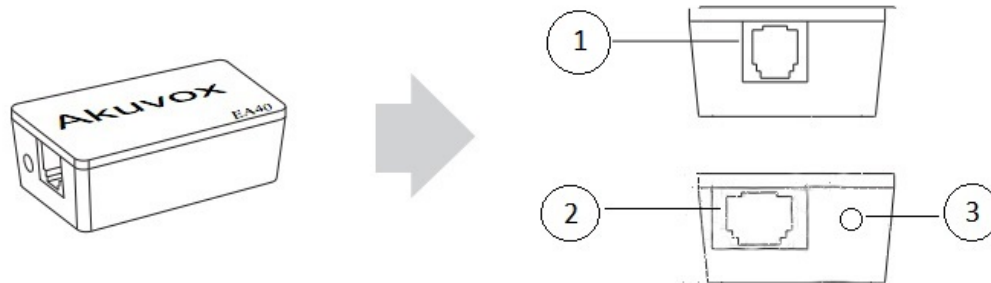
RJ45 Cord



RJ12



## ***Port Description***



Port ①: Connect this port and the IP phone EXT/EHS port or Expansion Module EXT port (the expansion module has been connected to the phone) using the RJ12 cord.

Port ② : Connect this port and Wireless headset using the RJ45 cord.

Port ③ : Connect this port and Wireless headset using the 3.5 mm DC Jack.

## ***Cord Description***

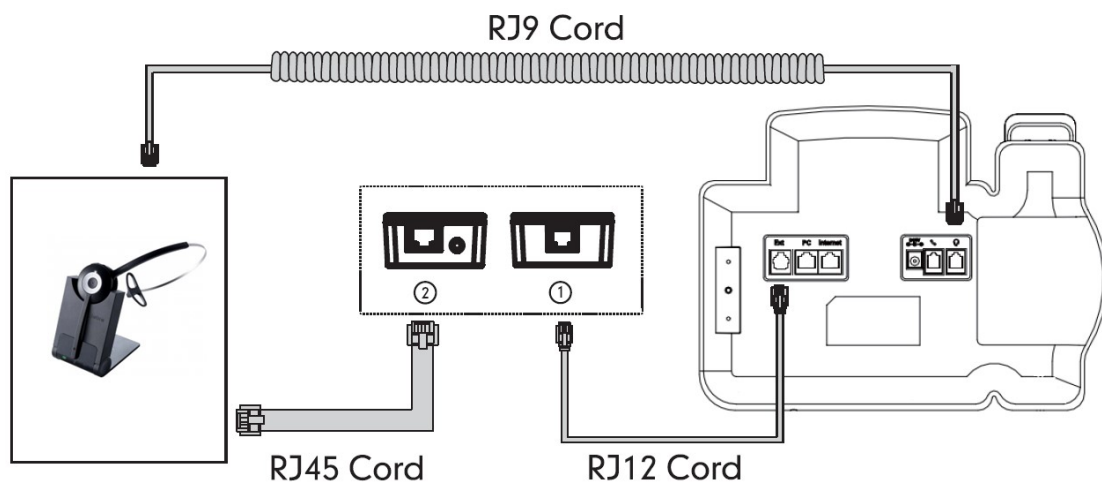
In addition to the cords mentioned in the Port Description section, the RJ9 Cord is provided.

RJ9 Cord: For the audio connection between the IP phone headset port and the wireless headset.

# Connecting IP Phone and Headset

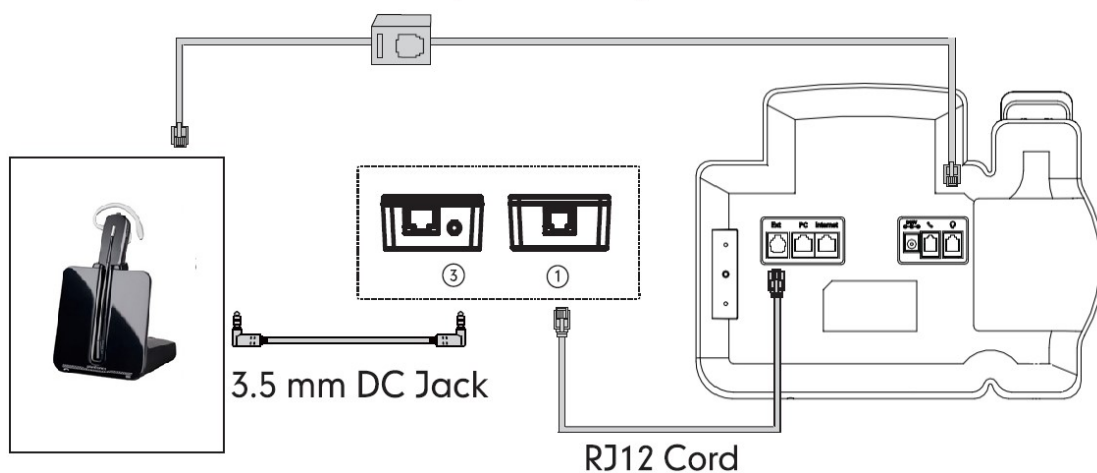
This section introduces the connection between SIP-R59P IP phone and the wireless headset.

Working with Jabra(GN Netcom) wireless headset.



Working with Plantronics wireless headsets.

This cord is provided by Plantronics



Working with Sennheiser wireless headsets.

